

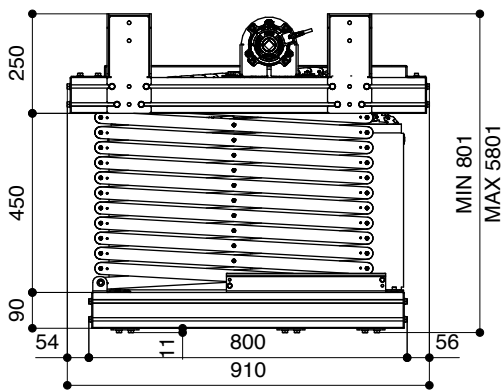
UPGRADE



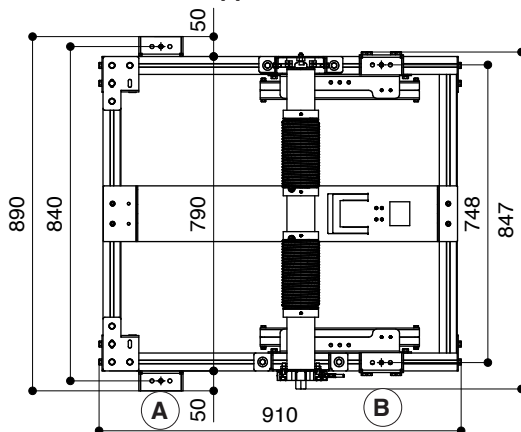
RF Remote control



Side view closed



Upper view



The measures in the drawings are expressed in millimetres.

The improved version of the **PROJECTOR LIFT SI-H XL 500** is equipped with a heavy-duty and silent motor which assures a fast and stable up and down movement of projectors **up to 95 kg. of weight**.

The lift is provided with an RF remote control and offers the possibility to set three limit stops: an upper stop limit, an intermediate one and a bottom one.

The intermediate stop can be set at the desired height for **projection mode**, whereas the bottom one can be adjusted up to 500 cm. stroke to be used as **service mode** position.

Furthermore, the motor offers the possibility to be **controlled by three wired low voltage contact closures**.

These contact closures allow to control the motor via wires in the three positions: closed, projection mode and service mode.

A **safety device** is built-in in order to prevent accidents in case of any failure of the mechanism.

The projector anchoring frame movement is controlled by two steel cables that are certified for a maximum load of 350 kg. each.

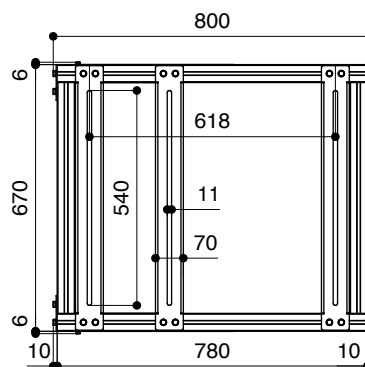
A professional cable management system is supplied integrated in the lift.

Optional: Ceiling tile holder CT-XL 946

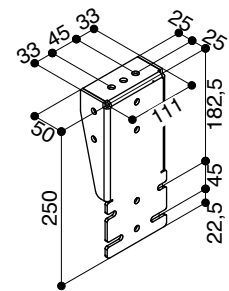
POSSIBILITIES TO FIX THE MOUNTING BRACKETS

- A** You can fix the brackets mounted turned OUTSIDE.
- B** You can fix the brackets mounted turned INSIDE.

Projector anchoring points



Mounting bracket



TECHNICAL SPECIFICATIONS

POWER SUPPLY	220-230V - 50HZ
MAXIMUM CONSUMPTION	360 W
TORQUE	80 Nm
MOTOR SPEED	12 rpm
DIMENSIONS CLOSED	847x801x910 (WxHxD in mm)
DIMENSIONS OPENED	847x5801x910 (WxHxD in mm)
ROLL UP SPEED	17 sec/m
ROLL DOWN SPEED	22 sec/m
MAXIMUM LOAD OF THE PROJECTOR	95 Kg
NET WEIGHT	81 Kg
CABLE GATHERING SYSTEM (internal dimensions)	50x18 (WxH in mm)

Warranty: 5 years on the motor - 24 months on the other components

